

## In This Issue

[QuickBooks 2013  
Streamlines,  
Simplifies, Optimizes  
Payment Experience](#)



Realizing Profitable Potential through Change

**Pam Morin, CMA**  
**Advanced Certified Quickbooks® ProAdvisor**  
**RPPC, Inc.**  
**[www.rppc.net](http://www.rppc.net)**  
**816.304.4398**

---

## **QuickBooks 2013 Streamlines, Simplifies, Optimizes Payment Experience**

*Your payment tasks just got a whole lot easier.*

Let's be honest: the QuickBooks desktop experience had gotten old. Years of added features crammed into those claustrophobic screens had taken a toll. Your payment workflow -- as well as every other program element -- had been hampered by an inconsistent interface and clumsy, sometimes-unclear navigational tools.

Intuit has scrapped that aging look and feel: QuickBooks 2013 is light years ahead of its predecessors in terms of usability. Though you may have grown accustomed to the old approach to payment management, you'll quickly realize just how much this significant change was needed. Your learning curve will be brief, and you may actually *enjoy* processing your company's electronically-processed remittances.



Figure 1: The new QuickBooks Ribbon displays tools related to each task. You can go into "What's New?" mode to see upgraded features.

### Consistency, Efficiency, Clarity

Part of QuickBooks' appeal has always been its usability, but Intuit wanted to improve on the existing framework. So the company did a major, across-the-board revamp. Text and icons are larger and more readable, and every screen looks fresher, more open and more engaging.

Wherever you go within QuickBooks 2013, you'll see the same look and navigational tools. This new uniformity starts on the home page, which has been cleaned up to accelerate workflow. You can choose between the traditional horizontal Icon Bar, the new vertical navigational tool or neither (you can customize this new tool to make your payment tasks always visible).

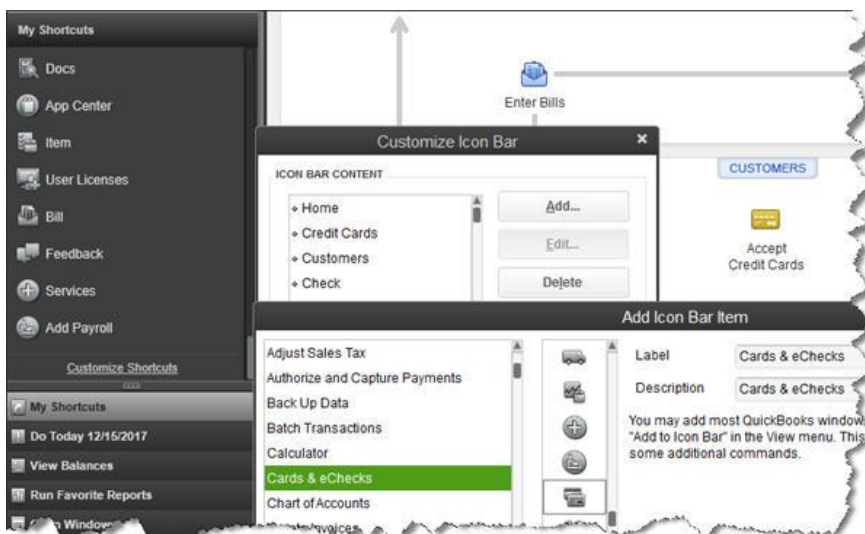


Figure 2: You can display links to payment tasks prominently in the new vertical navigational tool.

QuickBooks 2013 makes it easier to see your next logical move in specific processes by brightly coloring and enlarging icons and links. Its **Centers** and their corresponding records have also been redesigned to capture more in-depth, easily accessible information.

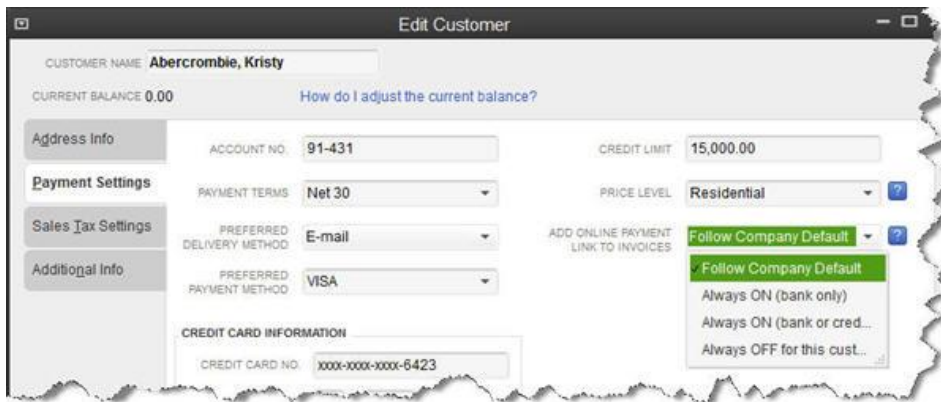


Figure 3: Payment settings in customer records are easier to access and read.

### A Smart Upgrade

The QuickBooks family of software is comprehensive and generic enough to meet the needs of millions of small businesses. But you may occasionally need more sophisticated tools than it offers. And some industries have more complex, specialized accounting requirements than others.

To accommodate that, Intuit has made the **Intuit App Center** easily accessible from within QuickBooks 2013, through a link in the navigation bar. Here, you can choose from hundreds of compatible, integrated applications in categories like billing and invoicing, banking and credit card processing, and financial management. And the stable of **Contributed Reports**, customized reports that meet the very specific needs of different industries, has grown to include more than 6,500 in QuickBooks 2013.

This year -- especially if you haven't upgraded in a couple of years -- you should consider letting us help you move up to QuickBooks 2013. We're very optimistic about how this state-of-the-art interface and new navigational tools can make you more efficient and productive -- and faster -- as you move through your daily accounting tasks.

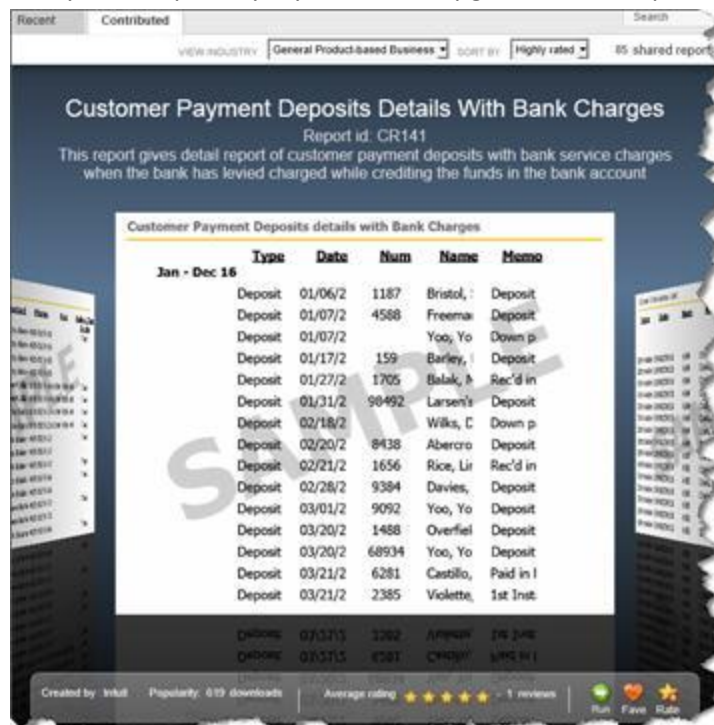


Figure 4: Contributed Reports Drill down deeper -- and in more specialized ways -- than QuickBooks standard reports.

